


# That CAD Girl

## Frequently Asked Questions

---

### [FAQ307] What features & menus are in Carlson CADNet? (a running thread)

FAQ: What are the latest improvements in Carlson Software?



### *Features and Benefits of CADNet 2017*

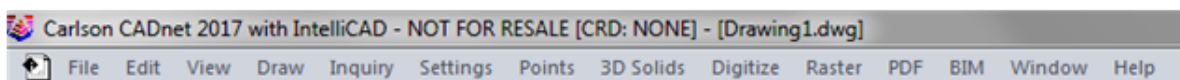
**Carlson CADnet**, introduced in 2014, allows users to import faster images and PDF files and, if needed, even to merge multiple images into one file that can be digitized or otherwise converted by CAD software using a variety of raster-to-vector

routines. CADNet also gives you many tools to help clean up text and linework generated from raster images.

Recent updates to **CADNet** gives you the ability to export drawing entities to 3D PDF files, import Sketchup files and import and export BIM models (doors, windows, walls, roofs, etc.) and bring them into CAD as CAD software entities; plus, **CADnet** includes a routine to export surfaces into BIM.

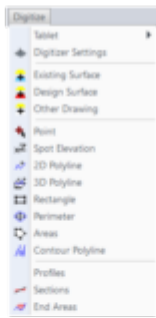
## ***Menus in CADNet 2017***

### **Menu Bar in CADNet 2017**

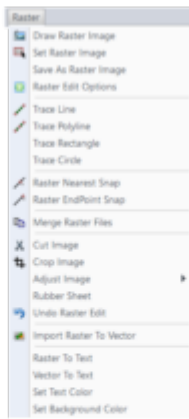


**The menus below are available in Carlson CADNet 2017**

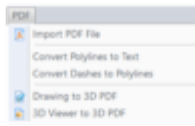
### **Digitize Menu**



## Raster Menu



## PDF Menu

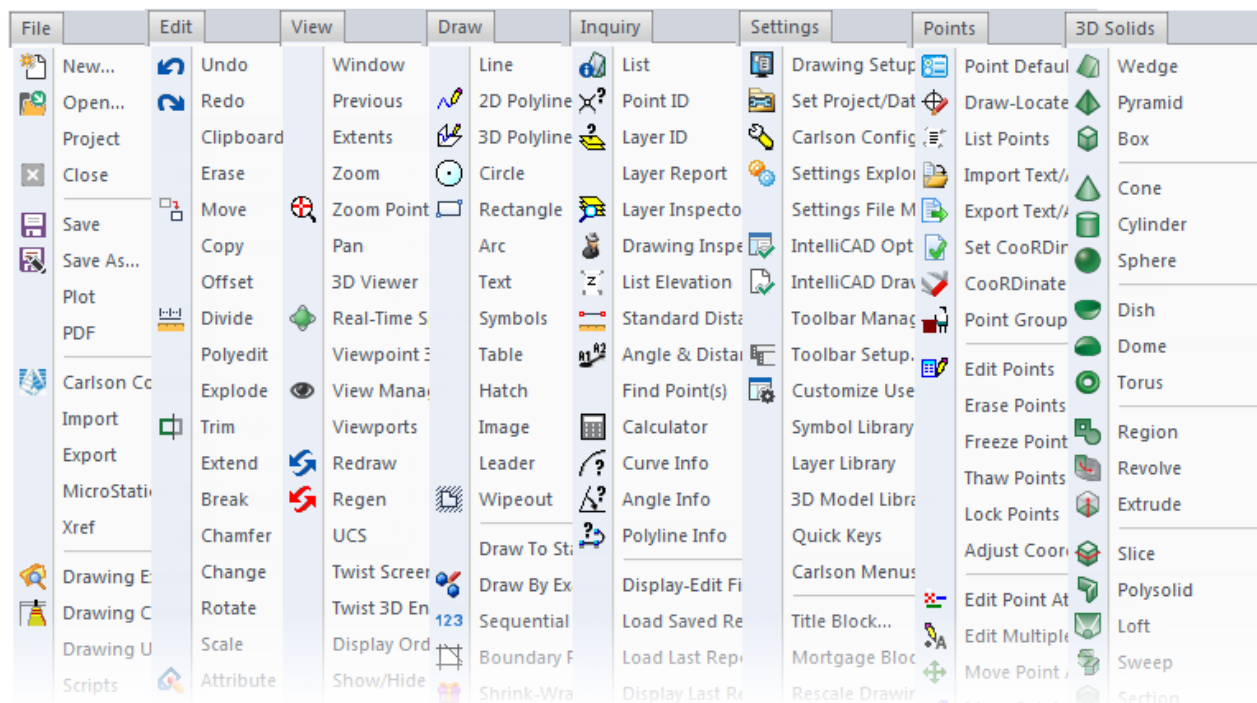


## BIM Menu



**The menus below are in all non-OEM programs of Carlson 2017  
desktop software**

(Click image to see more)



## That CAD Girl

If you find the material on this website helpful, please consider supporting That CAD Girl or one of our Trusted Partners, such as Carlson CAD Solutions, by purchasing or referring others to us for CAD and Carlson Software support and training.