

That CAD Girl

Frequently Asked Questions

[FAQ311] What features & menus are in Carlson Takeoff with embedded AutoCAD (OEM)? (a running thread)

FAQ: What are the latest improvements in Carlson Software?



Features and Benefits of Takeoff 2017 (R9) with embedded AutoCAD (OEM)

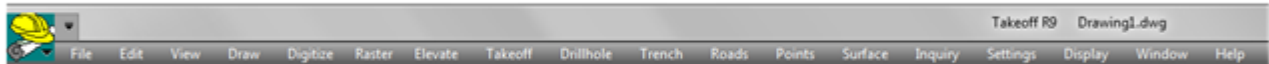
Carlson Takeoff is a cut/fill volumes and data prep (for layout or machine control) program that can estimate jobs using paper plan digitizing, PDFs, or electronic CAD files which is ideal for CAD management.

Key features include:

- Calculate site cut & fill and topsoil
- Differentiate strata volumes & dirt vs. rock
- Accurately determine subgrade quantities
- Estimate trench and pipe quantities
- Estimate roadways from cross-sections
- Prepare the design info for exact staking
- Create a 3D model for machine control

Menus in Takeoff 2017 (R9) with embedded AutoCAD (OEM)

Menu bar in Takeoff 2017 (R9)



The menus below are available in Carlson Takeoff 2017 (R9) with embedded AutoCAD (OEM)

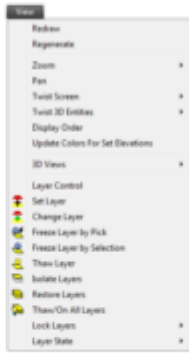
File Menu



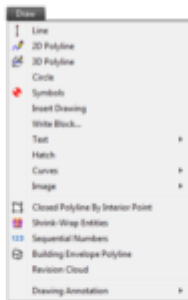
Edit Menu



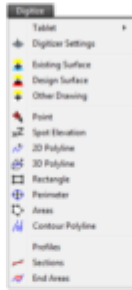
View Menu



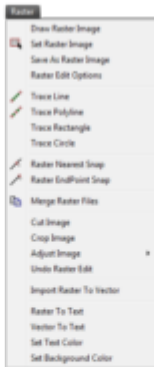
Draw Menu



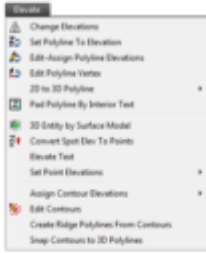
Digitize Menu



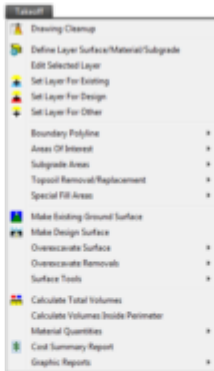
Raster Menu



Elevate Menu



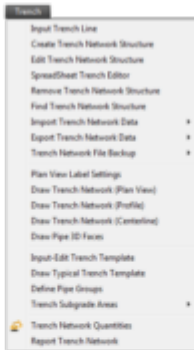
Takeoff Menu



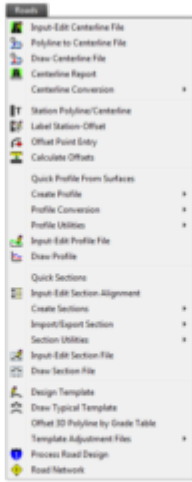
Drillhole Menu



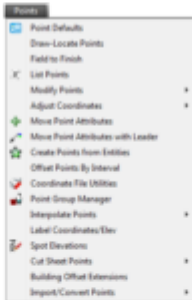
Trench Menu



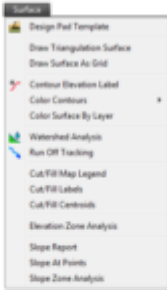
Roads Menu



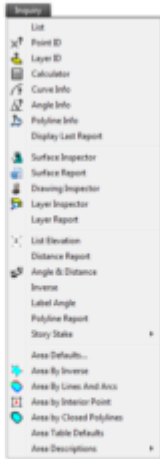
Points Menu



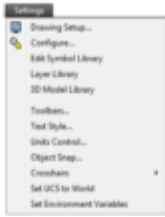
Surface Menu



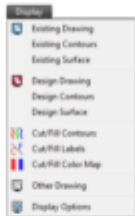
Inquiry Menu



Settings Menu



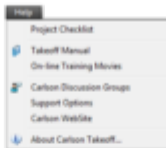
Display Menu



Window Menu



Help Menu



That CAD Girl

If you find the material on this website helpful, please consider supporting That CAD Girl or one of our Trusted Partners, such as Carlson CAD Solutions, by purchasing or referring others to us for CAD and Carlson Software support and training.